

# Traffic Report

Traffic Overview from Tue Mar 1 2022 to Wed Mar 16 2022

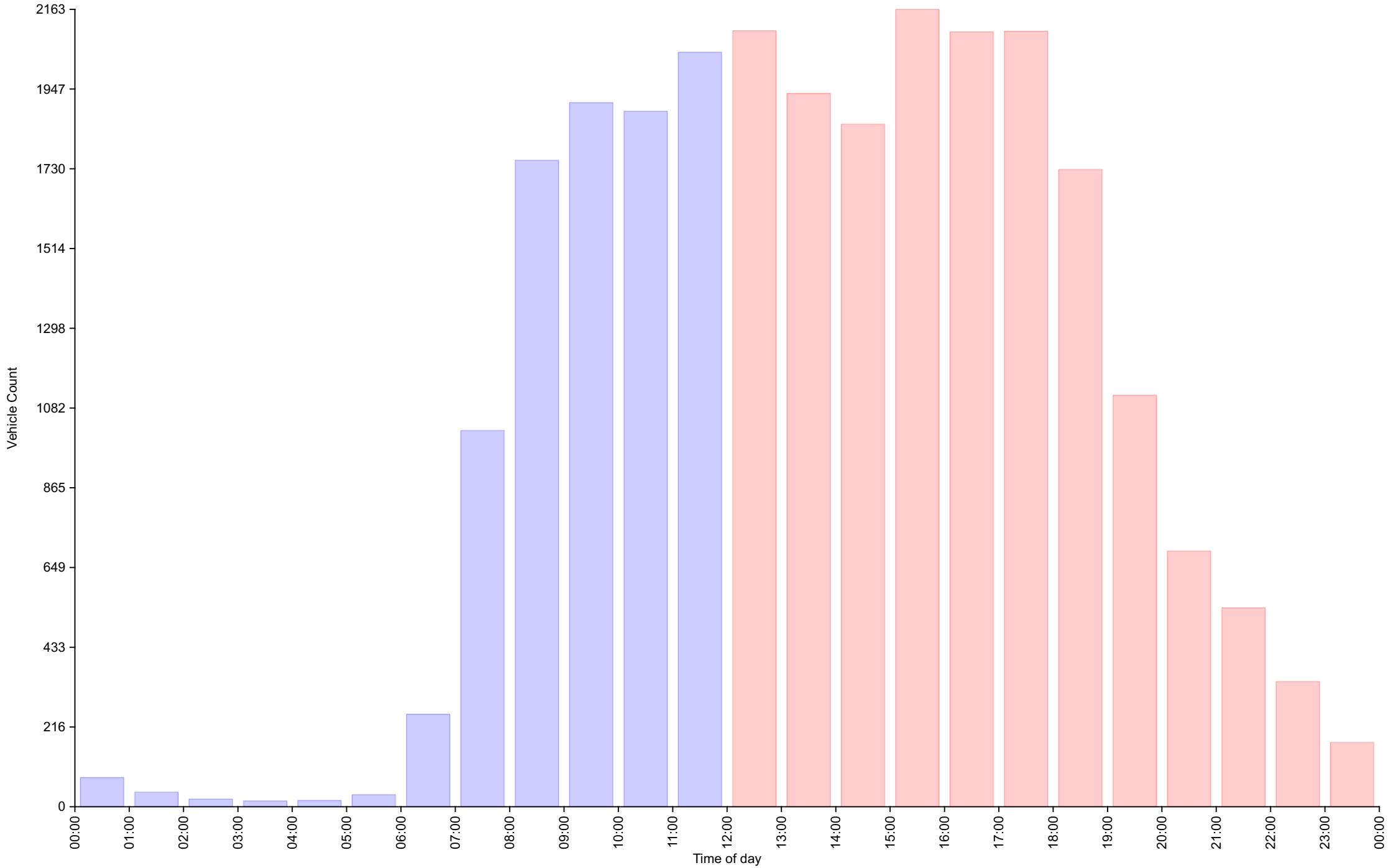
## Vehicle Speed Classes (Mph)

	<15	15 20	20 25	25 30	30 35	35 40	40 45	45 50	50 55	55 60	60 65	65 70	>70	Total	85th Percentile
00:00	0	0	4	13	25	16	14	4	0	<b>2</b>	<b>1</b>	0	0	79	40.6
01:00	0	0	0	6	7	13	11	2	1	0	0	0	0	40	42.3
02:00	0	0	0	6	5	5	3	2	0	0	0	0	0	21	40.9
03:00	0	0	0	3	2	3	5	3	0	0	0	0	0	16	<b>44.6</b>
04:00	0	0	0	1	6	6	3	0	1	0	0	0	0	17	40.4
05:00	1	0	4	7	6	9	4	2	0	0	0	0	0	33	39.1
06:00	0	3	25	46	59	60	38	<b>15</b>	<b>5</b>	0	0	0	0	251	40.7
07:00	9	29	100	231	284	267	84	15	1	1	0	0	0	1021	37.8
08:00	8	<b>36</b>	83	475	570	427	<b>139</b>	13	3	0	0	0	0	1754	37.5
09:00	<b>15</b>	35	117	505	647	<b>453</b>	121	14	3	0	0	0	0	1910	37.1
10:00	8	21	118	575	692	384	78	11	0	0	0	0	0	1887	35.7
11:00	6	28	<b>138</b>	<b>731</b>	<b>701</b>	351	80	11	1	0	0	0	0	<b>2047</b>	35.5
12:00	10	27	134	<b>710</b>	692	429	90	13	0	0	0	0	0	2105	35.9
13:00	<b>13</b>	26	104	642	656	394	90	10	0	0	0	0	0	1935	35.8
14:00	12	25	117	641	581	361	102	12	1	0	0	0	0	1852	36.3
15:00	7	<b>32</b>	<b>152</b>	684	<b>713</b>	465	95	15	0	0	0	0	0	<b>2163</b>	36.2
16:00	12	18	116	656	708	441	138	12	1	0	0	0	0	2102	36.7
17:00	5	22	114	619	689	<b>493</b>	139	20	3	0	0	0	0	2104	37.2
18:00	5	7	86	463	586	405	<b>149</b>	<b>25</b>	3	0	0	0	0	1729	37.7
19:00	0	1	57	272	376	265	115	25	<b>6</b>	0	0	0	0	1117	38.4
20:00	2	1	26	147	210	193	82	25	6	2	0	0	0	694	39.4
21:00	0	0	13	112	155	143	85	25	6	1	0	0	0	540	40.4
22:00	0	1	8	65	110	96	46	10	1	<b>3</b>	0	0	0	340	39.8
23:00	0	1	3	26	47	50	31	15	2	0	0	0	0	175	<b>42.3</b>
AM Total	47	152	589	2599	<b>3004</b>	1994	580	92	15	3	1	0	0		
PM Total	66	161	930	5037	<b>5523</b>	3735	1162	207	29	6	0	0	0		
Total	113	313	1519	7636	<b>8527</b>	5729	1742	299	44	9	1	0	0		
Percent	0.44%	1.21%	5.86%	29.45%	<b>32.88%</b>	22.09%	6.72%	1.15%	0.17%	0.03%	0.00%	0.00%	0.00%		

Total Vehicles : 25932  
 30th Percentile : 28.1 MPH  
 50th Percentile : 30.9 MPH  
 85th Percentile : 37.1 MPH  
 95th Percentile : 40.4 MPH  
 Average Speed : 31.7 MPH  
 Highest Speed : 59.6 MPH

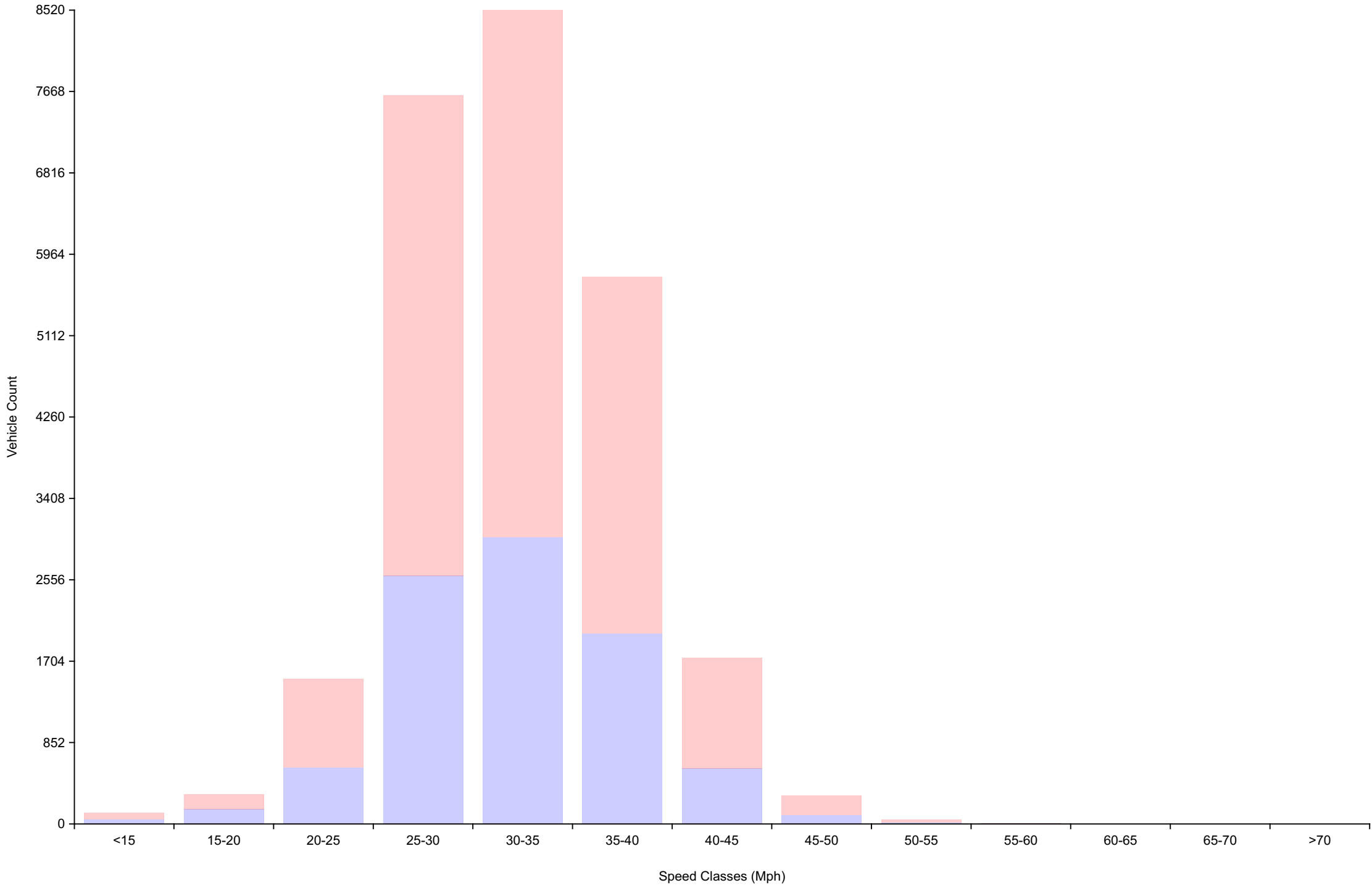
# Vehicle Counts By Hour

Traffic Overview from Tue Mar 1 2022 to Wed Mar 16 2022  
(60 Minute Resolution)



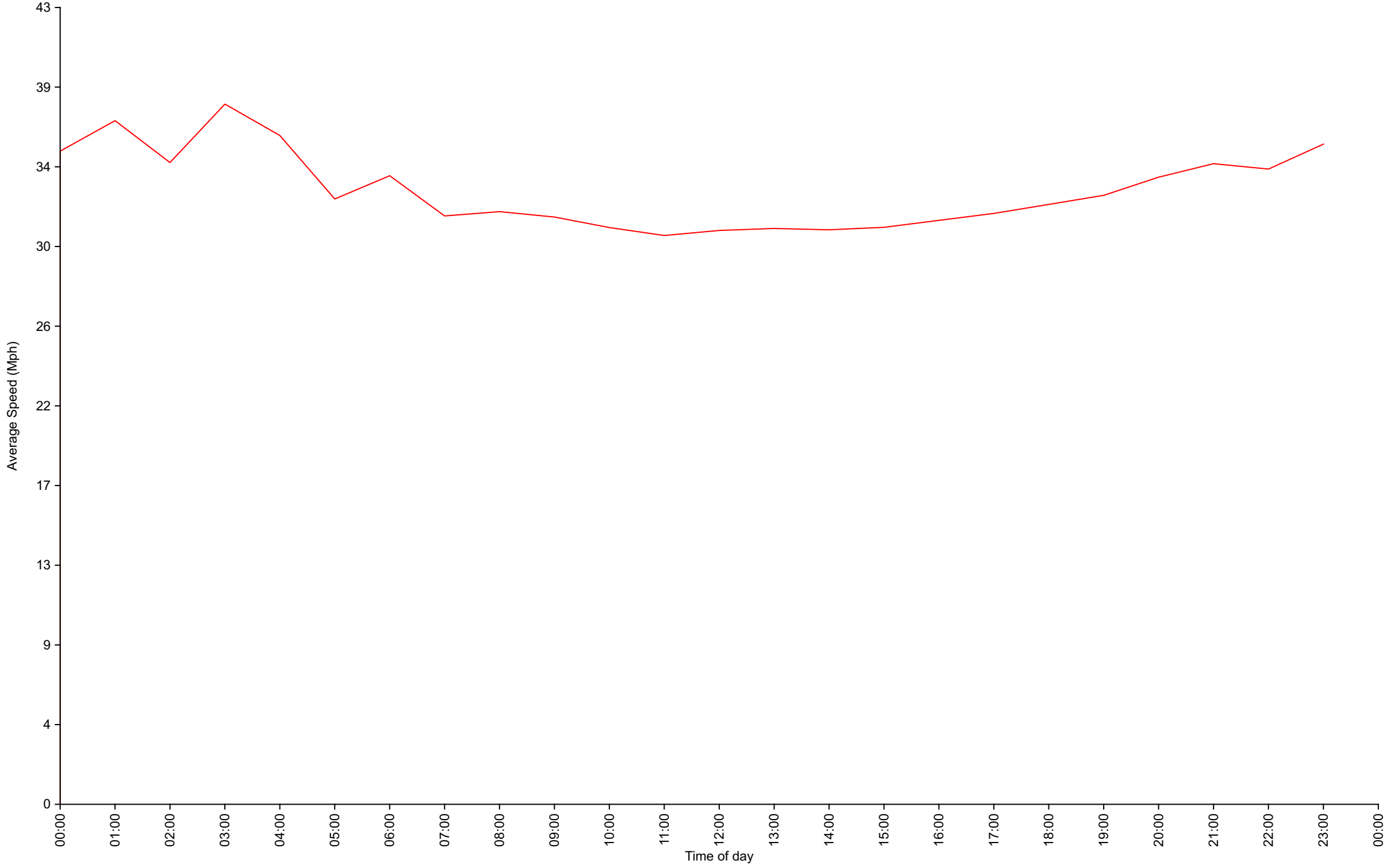
# Vehicle Counts By Speed Class

Traffic Overview from Tue Mar 1 2022 to Wed Mar 16 2022



# Average Speed By Hour

Traffic Overview from Tue Mar 1 2022 to Wed Mar 16 2022  
(60 Minute Resolution)



# Cumulative Speed Distribution Curve

Traffic Overview from Tue Mar 1 2022 to Wed Mar 16 2022

