

Traffic Report

Traffic Overview from Tue Feb 1 2022 to Mon Feb 28 2022

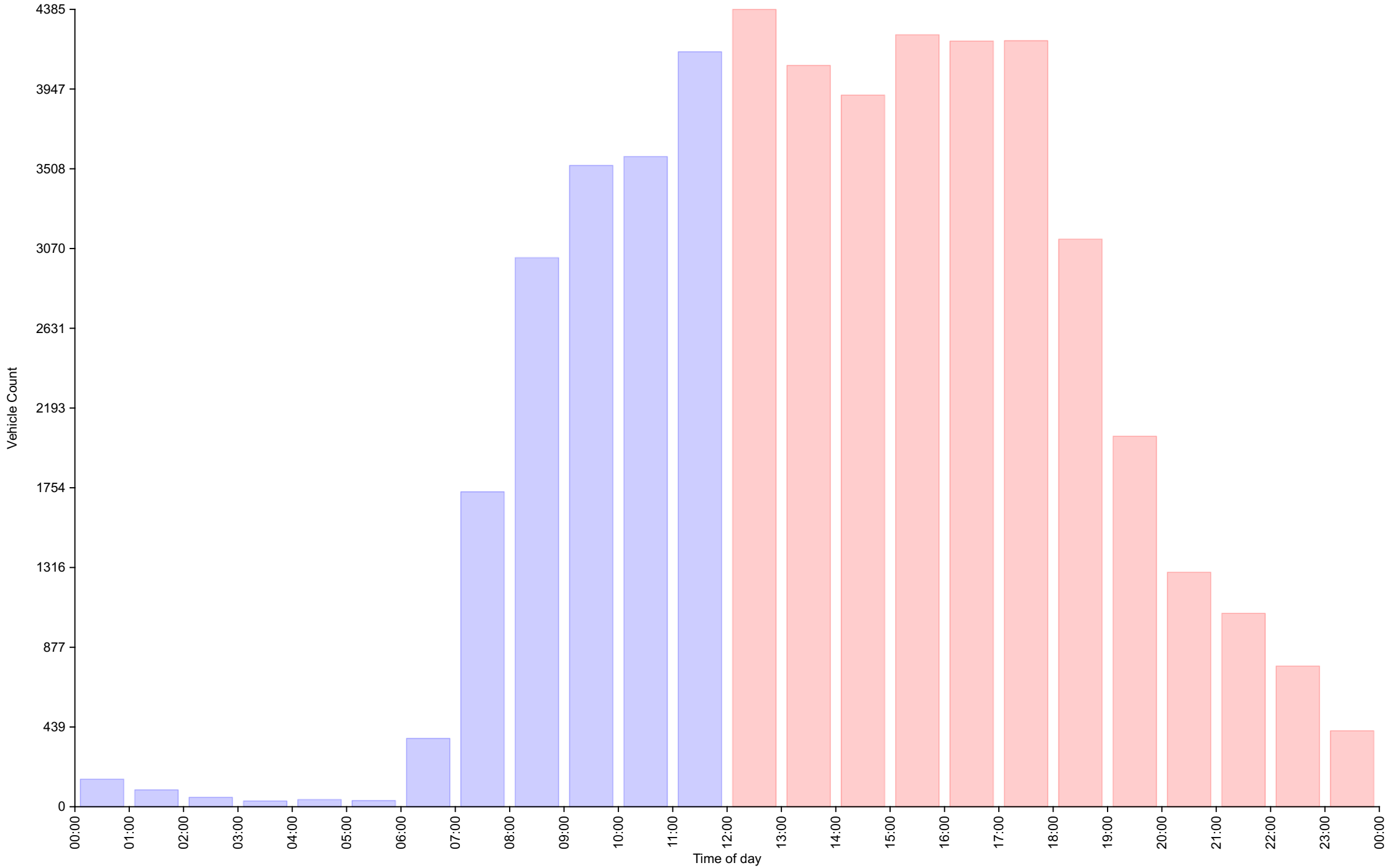
Vehicle Speed Classes (Mph)

	<15	15 20	20 25	25 30	30 35	35 40	40 45	45 50	50 55	55 60	60 65	65 70	>70	Total	85th Percentile
00:00	0	0	3	14	35	54	29	14	2	0	0	1	0	152	42.5
01:00	0	1	4	14	19	25	15	11	4	0	0	0	0	93	44.4
02:00	0	0	2	7	13	9	12	7	2	0	0	0	0	52	44.4
03:00	0	0	0	5	3	12	7	3	1	1	0	0	0	32	44.2
04:00	0	0	1	8	7	9	5	7	2	1	0	0	0	40	47.5
05:00	0	0	0	3	4	16	11	0	0	0	0	0	0	34	39.8
06:00	0	3	21	72	80	96	84	17	3	0	0	0	0	376	41.1
07:00	9	59	165	424	484	395	162	24	7	2	0	1	0	1732	37.8
08:00	6	45	173	707	952	818	272	44	2	1	0	0	0	3020	37.9
09:00	15	36	164	926	1167	904	264	45	6	0	0	0	0	3527	37.4
10:00	19	32	140	1049	1322	793	185	29	7	0	0	0	0	3576	36.5
11:00	11	38	205	1262	1504	870	233	25	2	2	0	0	0	4152	36.3
12:00	7	28	211	1236	1605	1029	234	31	3	1	0	0	0	4385	36.5
13:00	38	30	171	1183	1438	948	234	28	6	0	1	0	0	4077	36.7
14:00	6	22	172	1116	1375	900	288	34	1	0	0	0	0	3914	37.2
15:00	26	36	196	1240	1423	1013	271	37	4	0	0	0	0	4246	36.9
16:00	4	42	170	1172	1396	1066	312	45	4	0	0	0	0	4211	37.1
17:00	4	16	155	1197	1384	1056	336	59	6	0	0	0	0	4213	37.5
18:00	1	8	131	854	1074	762	245	39	7	1	0	0	0	3122	37.5
19:00	0	9	79	469	657	530	233	51	7	2	1	0	0	2038	38.9
20:00	0	4	23	285	384	345	185	45	15	2	0	2	0	1290	40.0
21:00	0	1	36	226	298	282	154	51	10	5	1	0	0	1064	40.4
22:00	0	0	20	127	231	235	109	39	9	4	0	0	0	774	40.3
23:00	0	0	11	86	116	121	59	18	6	1	0	0	0	418	39.9
AM Total	60	214	878	4491	5590	4001	1279	226	38	7	0	2	0		
PM Total	86	196	1375	9191	11381	8287	2660	477	78	16	3	2	0		
Total	146	410	2253	13682	16971	12288	3939	703	116	23	3	4	0		
Percent	0.29%	0.81%	4.46%	27.07%	33.58%	24.31%	7.79%	1.39%	0.23%	0.05%	0.01%	0.01%	0.00%		

Total Vehicles : 50538
 30th Percentile : 28.7 MPH
 50th Percentile : 31.6 MPH
 85th Percentile : 37.5 MPH
 95th Percentile : 40.8 MPH
 Average Speed : 32.3 MPH
 Highest Speed : 68.6 MPH

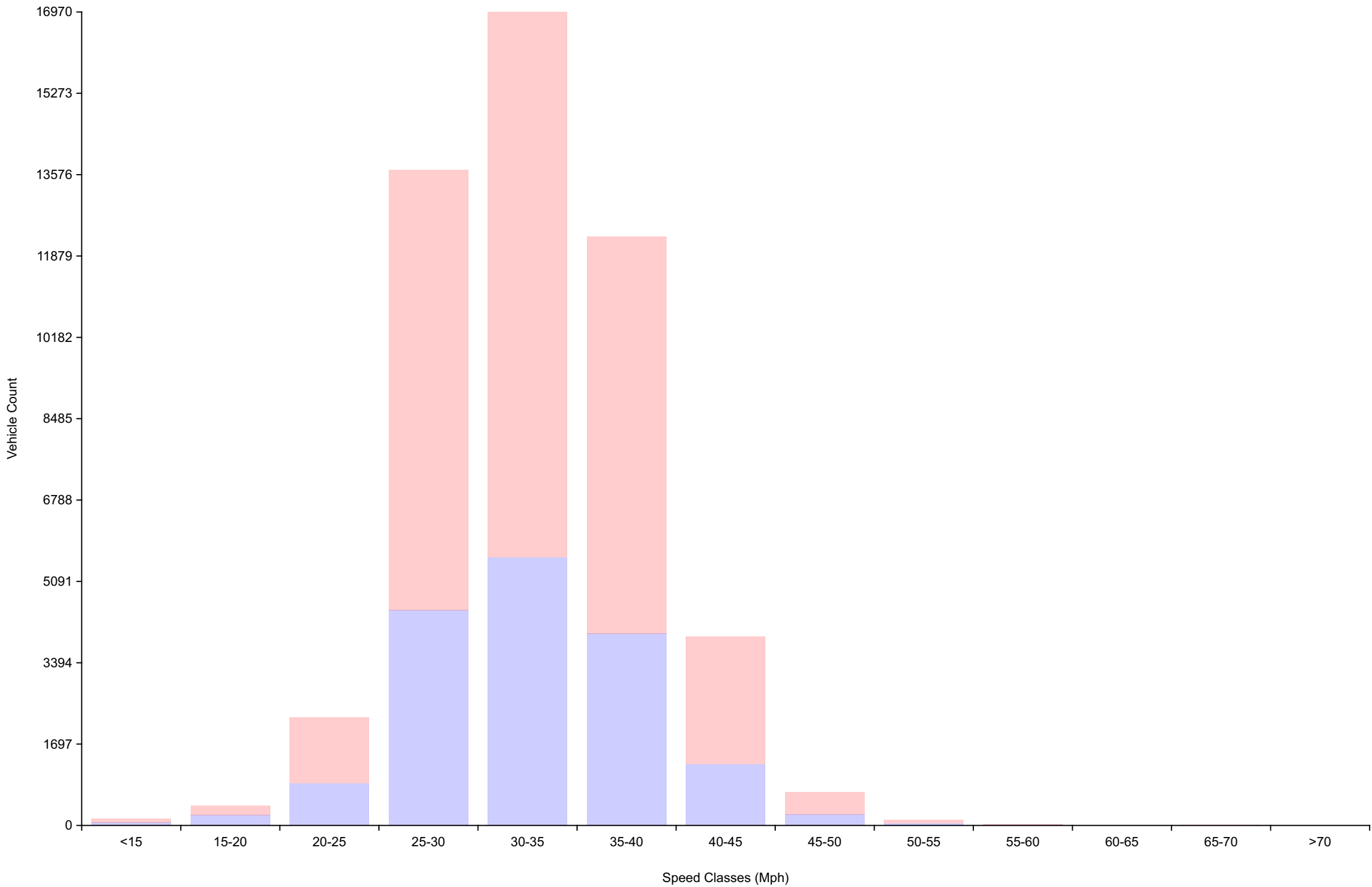
Vehicle Counts By Hour

Traffic Overview from Tue Feb 1 2022 to Mon Feb 28 2022
(60 Minute Resolution)



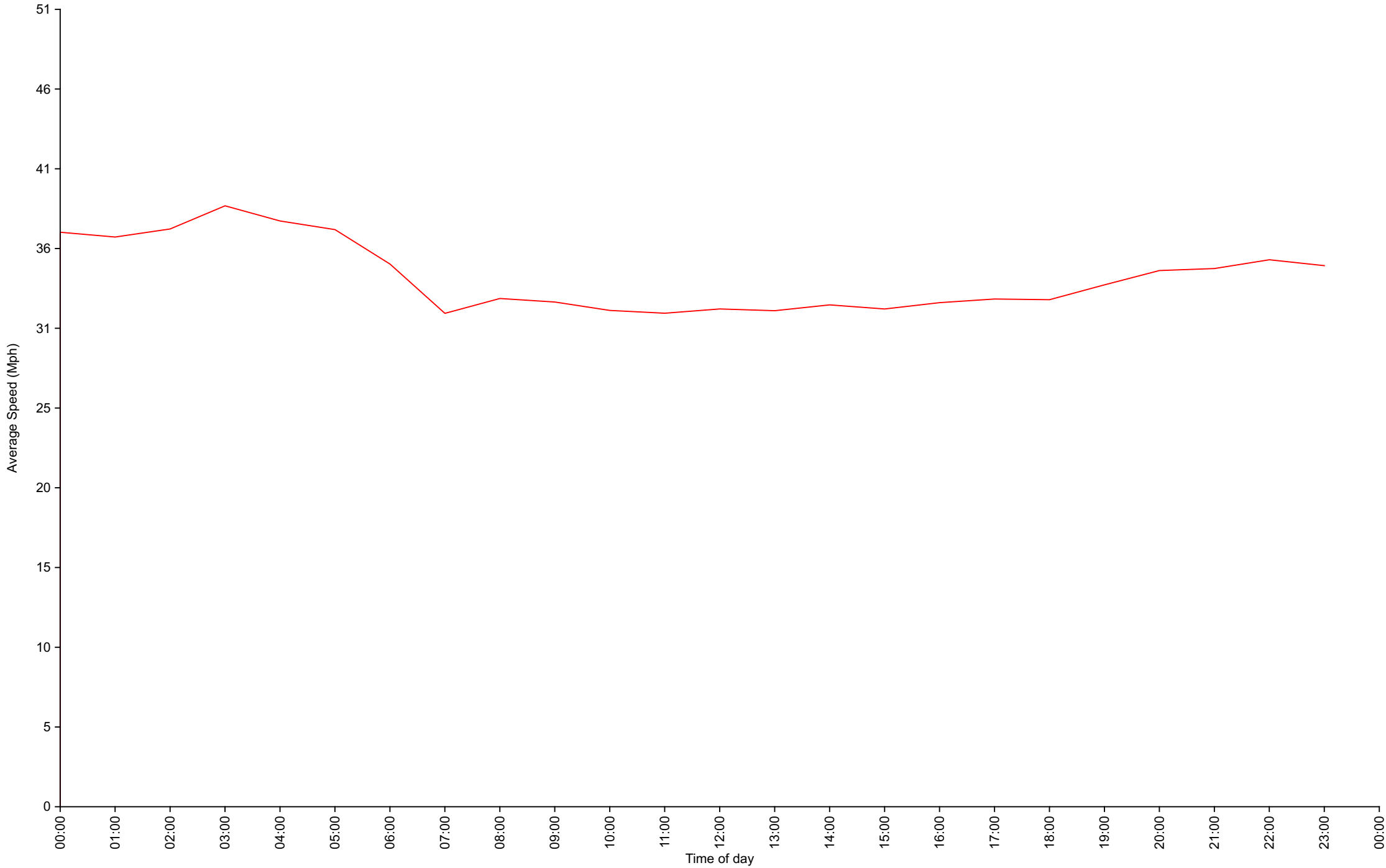
Vehicle Counts By Speed Class

Traffic Overview from Tue Feb 1 2022 to Mon Feb 28 2022



Average Speed By Hour

Traffic Overview from Tue Feb 1 2022 to Mon Feb 28 2022
(60 Minute Resolution)



Cumulative Speed Distribution Curve

Traffic Overview from Tue Feb 1 2022 to Mon Feb 28 2022

