

# Traffic Report

Traffic Overview from Wed Sep 1 2021 to Thu Sep 30 2021

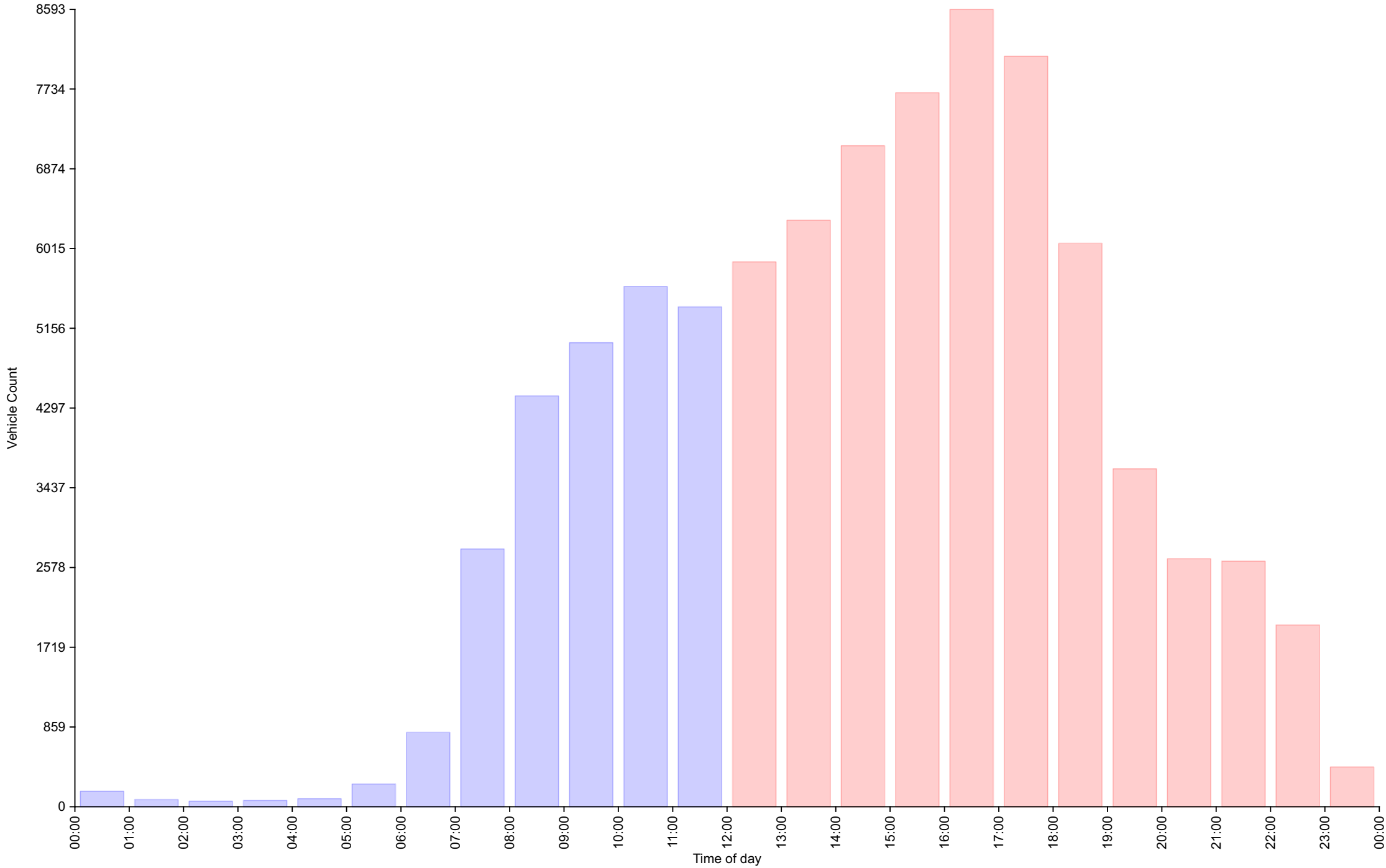
Vehicle Speed Classes (Mph)

	<15	15 20	20 25	25 30	30 35	35 40	40 45	45 50	50 55	55 60	60 65	65 70	>70	Total	85th Percentile
00:00	1	0	1	18	24	45	42	22	8	4	<b>2</b>	0	0	167	45.4
01:00	0	0	0	1	23	27	9	15	2	1	0	0	0	78	45.2
02:00	0	0	0	3	13	20	9	10	3	1	1	1	0	60	46.5
03:00	0	0	0	4	12	8	15	22	4	2	1	0	0	68	<b>47.0</b>
04:00	0	0	1	17	10	22	21	5	6	<b>5</b>	0	0	0	87	46.0
05:00	0	0	1	28	73	63	51	20	6	3	1	0	0	246	42.6
06:00	1	0	15	150	229	201	153	40	11	1	1	0	0	802	41.3
07:00	2	25	195	675	765	641	<b>366</b>	<b>81</b>	<b>23</b>	5	0	0	0	2778	39.6
08:00	7	37	203	1429	1474	<b>879</b>	311	73	13	2	0	0	0	4428	37.2
09:00	6	52	386	1658	1752	831	272	37	7	0	0	0	0	5001	35.8
10:00	17	77	<b>513</b>	<b>2057</b>	<b>1943</b>	810	168	18	4	0	0	0	0	<b>5607</b>	34.7
11:00	<b>18</b>	<b>128</b>	431	1927	1858	829	179	17	1	0	0	0	0	5388	35.0
12:00	7	107	481	2028	2103	932	185	27	2	0	0	0	0	5872	35.1
13:00	7	106	523	2246	2280	915	216	22	6	0	0	0	0	6321	34.8
14:00	5	120	635	2691	2473	992	192	15	1	0	0	0	0	7124	34.5
15:00	<b>17</b>	216	781	2896	2594	952	205	29	5	0	0	0	0	7695	34.1
16:00	12	<b>229</b>	<b>934</b>	<b>3216</b>	<b>2787</b>	<b>1102</b>	278	31	4	0	0	0	0	<b>8593</b>	34.5
17:00	12	190	742	2970	2733	1097	304	34	5	1	0	0	0	8088	34.8
18:00	8	113	482	2109	2117	922	281	33	6	1	0	0	0	6072	35.5
19:00	2	45	194	988	1225	798	<b>312</b>	<b>58</b>	15	5	0	0	0	3642	37.7
20:00	0	19	125	751	931	595	188	50	6	6	1	<b>1</b>	0	2673	37.5
21:00	0	13	165	892	914	457	142	50	11	2	1	0	0	2647	36.5
22:00	0	5	191	752	593	272	92	30	<b>22</b>	3	0	0	0	1960	35.7
23:00	0	3	31	81	101	100	63	21	19	<b>8</b>	<b>2</b>	0	0	429	<b>42.4</b>
AM Total	52	319	1746	7967	<b>8176</b>	4376	1596	360	88	24	6	0	0		
PM Total	70	1166	5284	<b>21620</b>	20851	9134	2458	400	102	26	4	1	0		
Total	122	1485	7030	<b>29587</b>	29027	13510	4054	760	190	50	10	1	0		
Percent	0.14%	1.73%	8.19%	<b>34.47%</b>	33.82%	15.74%	4.72%	0.89%	0.22%	0.06%	0.01%	0.00%	0.00%		

Total Vehicles : 85826  
 30th Percentile : 27.4 MPH  
 50th Percentile : 29.7 MPH  
 85th Percentile : 35.6 MPH  
 95th Percentile : 39.6 MPH  
 Average Speed : 30.7 MPH  
 Highest Speed : 69.0 MPH

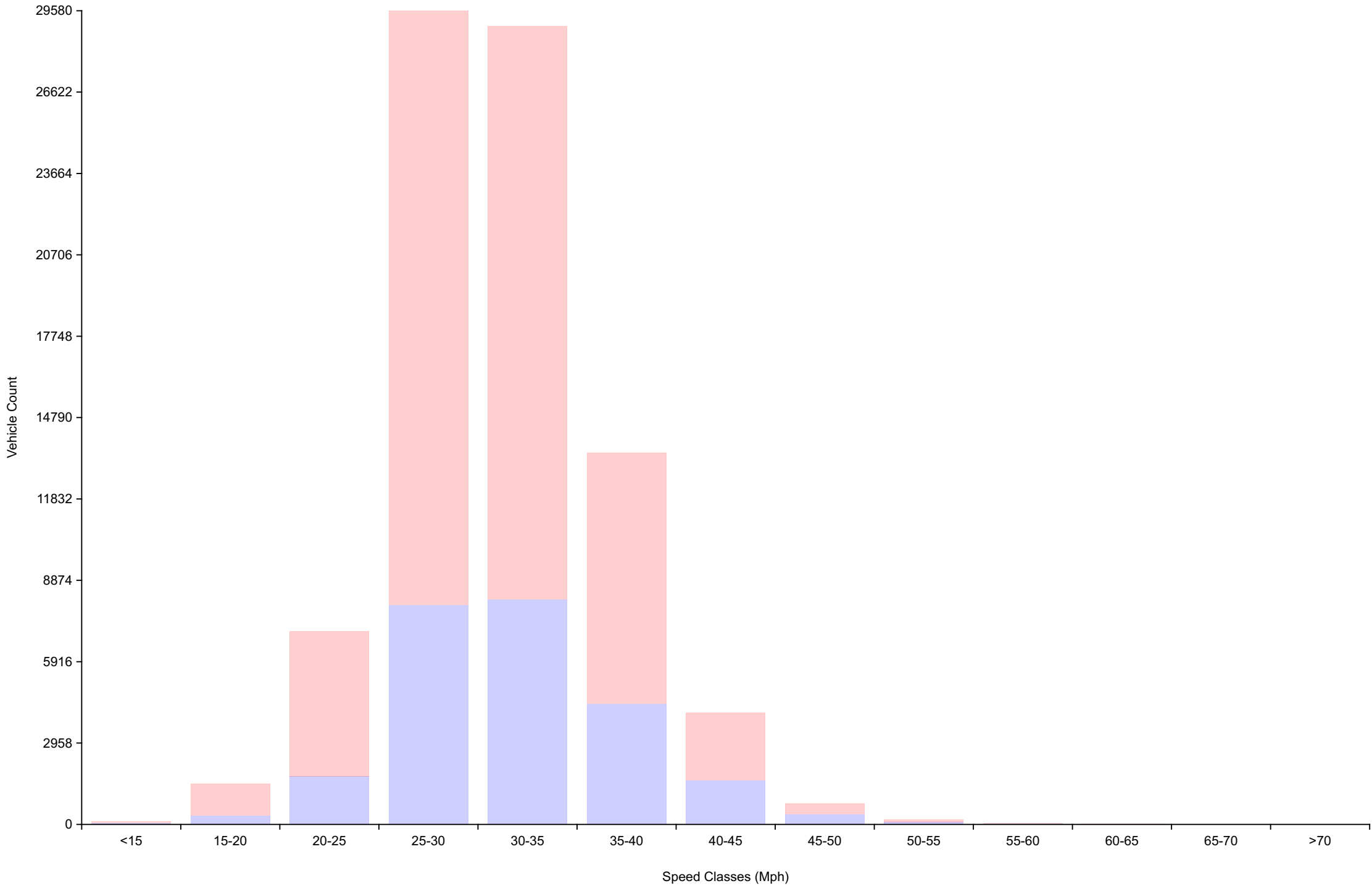
# Vehicle Counts By Hour

Traffic Overview from Wed Sep 1 2021 to Thu Sep 30 2021  
(60 Minute Resolution)



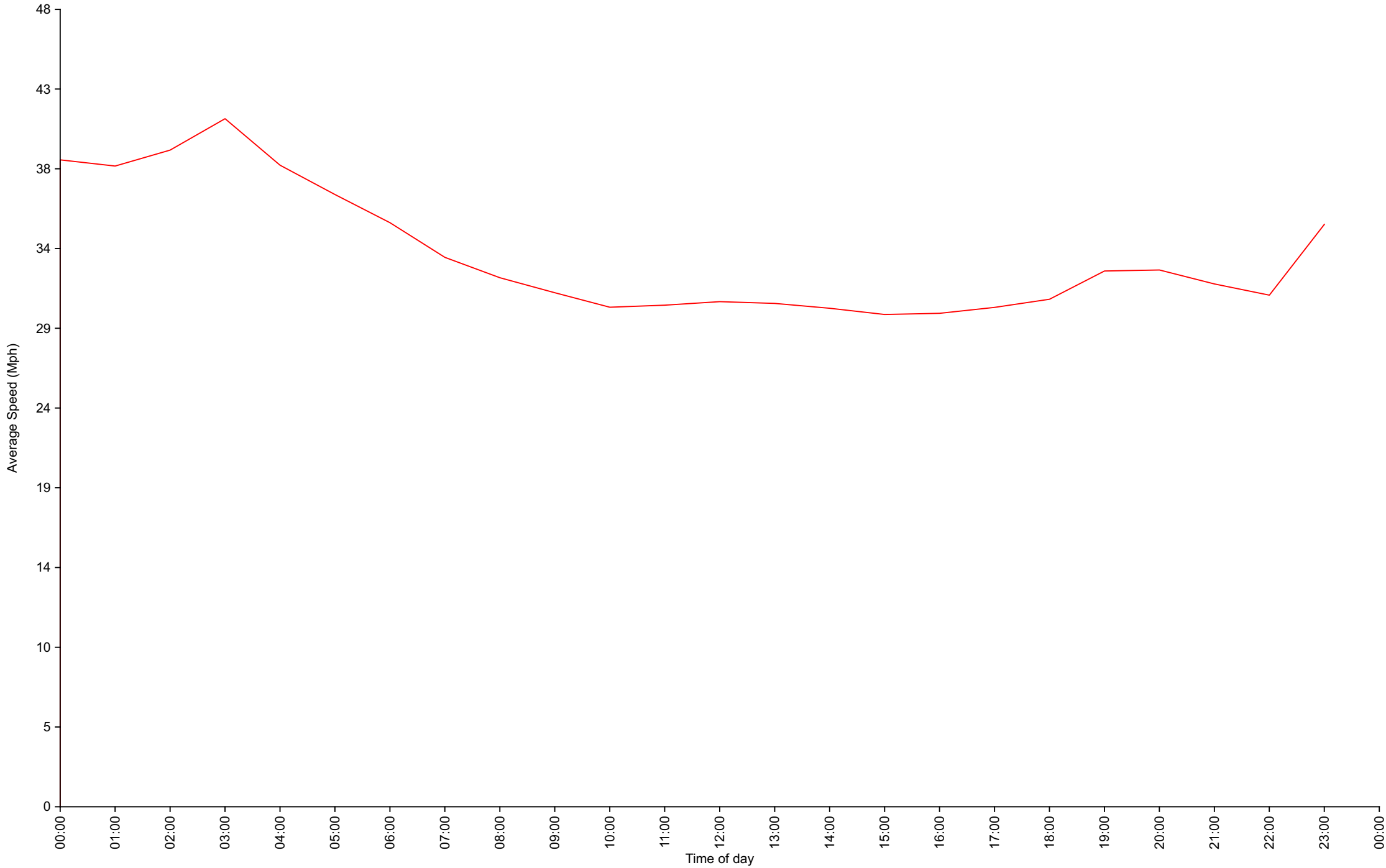
# Vehicle Counts By Speed Class

## Traffic Overview from Wed Sep 1 2021 to Thu Sep 30 2021



# Average Speed By Hour

Traffic Overview from Wed Sep 1 2021 to Thu Sep 30 2021  
(60 Minute Resolution)



# Cumulative Speed Distribution Curve

Traffic Overview from Wed Sep 1 2021 to Thu Sep 30 2021

