

# Traffic Report

## Traffic Overview from Mon Mar 1 2021 to Wed Mar 31 2021

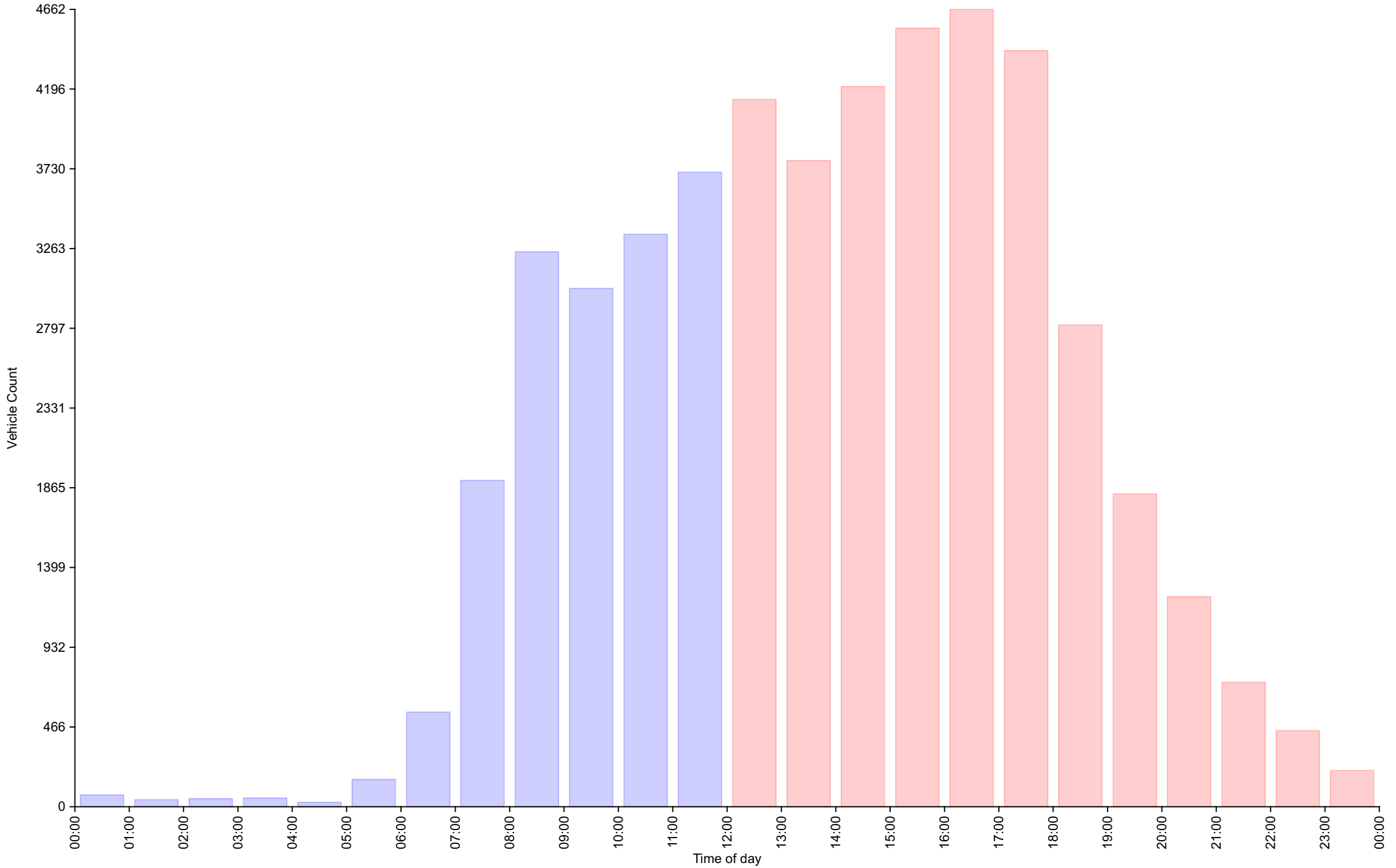
### Vehicle Speed Classes (Mph)

	<15	15 20	20 25	25 30	30 35	35 40	40 45	45 50	50 55	55 60	60 65	65 70	>70	Total	85th Percentile
00:00	0	0	0	6	13	13	16	12	5	3	0	<b>1</b>	0	69	<b>47.8</b>
01:00	0	0	0	3	9	14	9	3	2	2	0	0	0	42	45.4
02:00	0	0	1	4	12	15	10	3	2	0	0	0	0	47	42.9
03:00	0	0	0	7	5	11	21	6	0	1	0	0	0	51	43.7
04:00	0	0	0	0	13	9	3	1	0	0	0	0	0	26	39.2
05:00	0	0	4	11	33	50	42	17	3	0	0	0	0	160	42.8
06:00	0	0	5	54	117	161	117	73	21	3	<b>3</b>	0	0	554	44.8
07:00	0	2	16	248	437	549	457	<b>161</b>	<b>34</b>	<b>4</b>	0	1	0	1909	42.7
08:00	<b>3</b>	9	52	526	961	948	<b>573</b>	151	20	2	0	0	0	3245	40.6
09:00	1	<b>18</b>	49	532	911	935	476	98	11	0	0	0	0	3031	40.0
10:00	3	11	61	742	1074	952	400	95	8	2	0	0	0	3348	39.0
11:00	3	9	<b>83</b>	<b>757</b>	<b>1181</b>	<b>1078</b>	501	93	4	1	0	0	0	<b>3710</b>	39.3
12:00	0	11	66	825	1339	1179	579	121	14	2	0	0	0	4136	39.5
13:00	2	8	55	693	1260	1120	520	109	11	0	0	0	0	3778	39.4
14:00	0	<b>19</b>	<b>103</b>	918	1394	1150	513	98	14	2	0	0	0	4211	39.0
15:00	<b>3</b>	9	100	<b>996</b>	1488	1262	582	99	13	0	0	0	0	4552	39.1
16:00	0	9	84	978	<b>1549</b>	<b>1286</b>	616	125	11	4	0	0	0	<b>4662</b>	39.3
17:00	1	7	84	829	1378	1257	<b>697</b>	<b>143</b>	21	3	1	0	0	4421	40.1
18:00	0	2	53	492	806	819	493	127	19	5	1	0	0	2817	40.7
19:00	0	3	35	298	520	538	318	90	22	4	1	<b>1</b>	0	1830	40.8
20:00	1	1	17	163	314	379	218	100	23	<b>8</b>	<b>3</b>	0	<b>1</b>	1228	42.4
21:00	0	0	6	78	169	201	165	77	<b>25</b>	5	3	0	0	729	44.0
22:00	0	0	6	67	102	124	96	31	13	5	2	0	0	446	42.7
23:00	3	0	3	27	42	59	44	27	5	3	0	0	0	213	<b>44.3</b>
AM Total	10	49	271	2890	<b>4766</b>	4735	2625	713	110	18	3	2	0		
PM Total	10	69	612	6364	<b>10361</b>	9374	4841	1147	191	41	11	1	1		
Total	20	118	883	9254	<b>15127</b>	14109	7466	1860	301	59	14	3	1		
Percent	0.04%	0.24%	1.79%	18.80%	<b>30.74%</b>	28.67%	15.17%	3.78%	0.61%	0.12%	0.03%	0.01%	0.00%		

Total Vehicles : 49215  
 30th Percentile : 30.6 MPH  
 50th Percentile : 33.8 MPH  
 85th Percentile : 40.1 MPH  
 95th Percentile : 43.7 MPH  
 Average Speed : 34.6 MPH  
 Highest Speed : 71.8 MPH

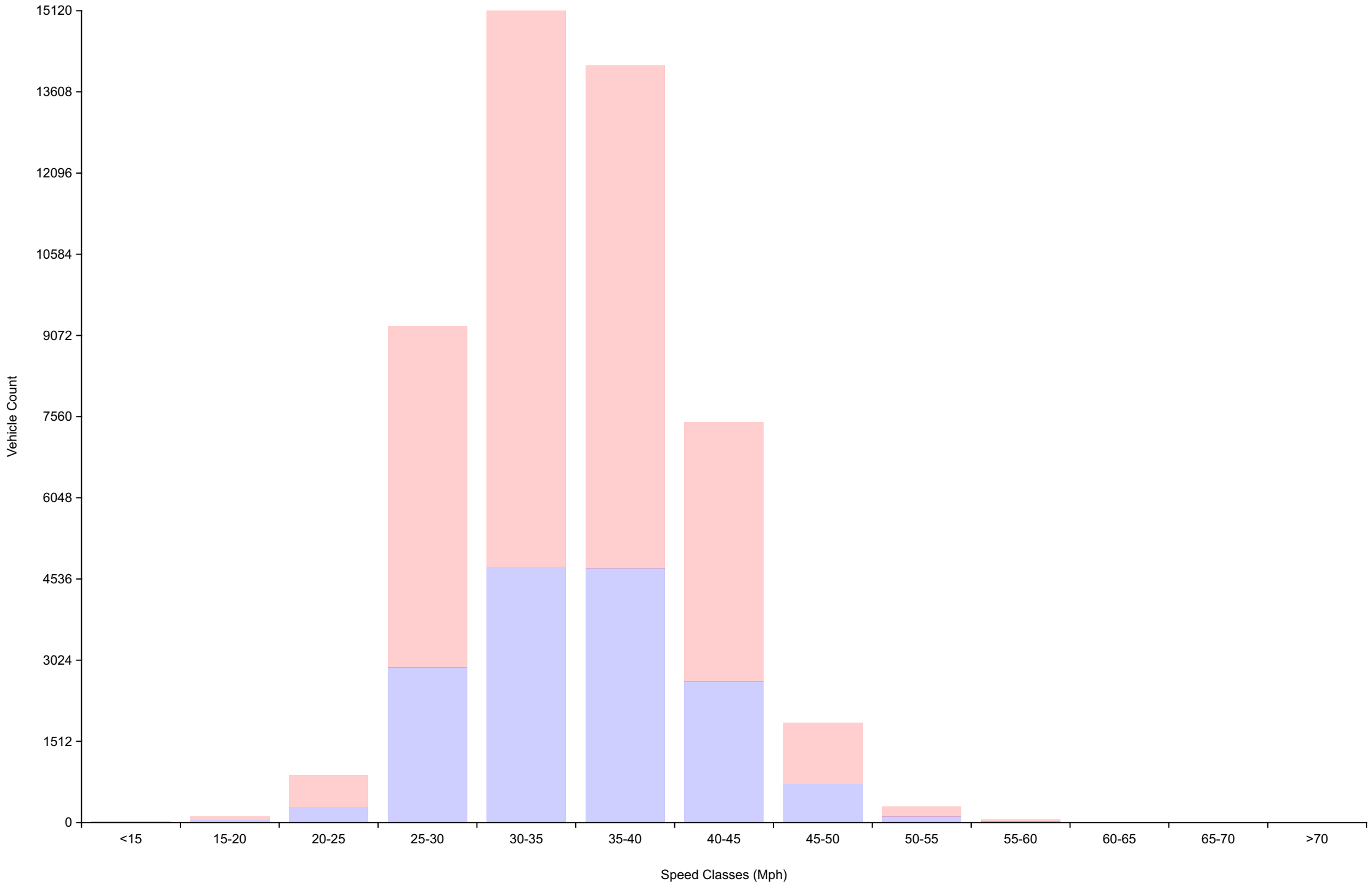
# Vehicle Counts By Hour

Traffic Overview from Mon Mar 1 2021 to Wed Mar 31 2021  
(60 Minute Resolution)



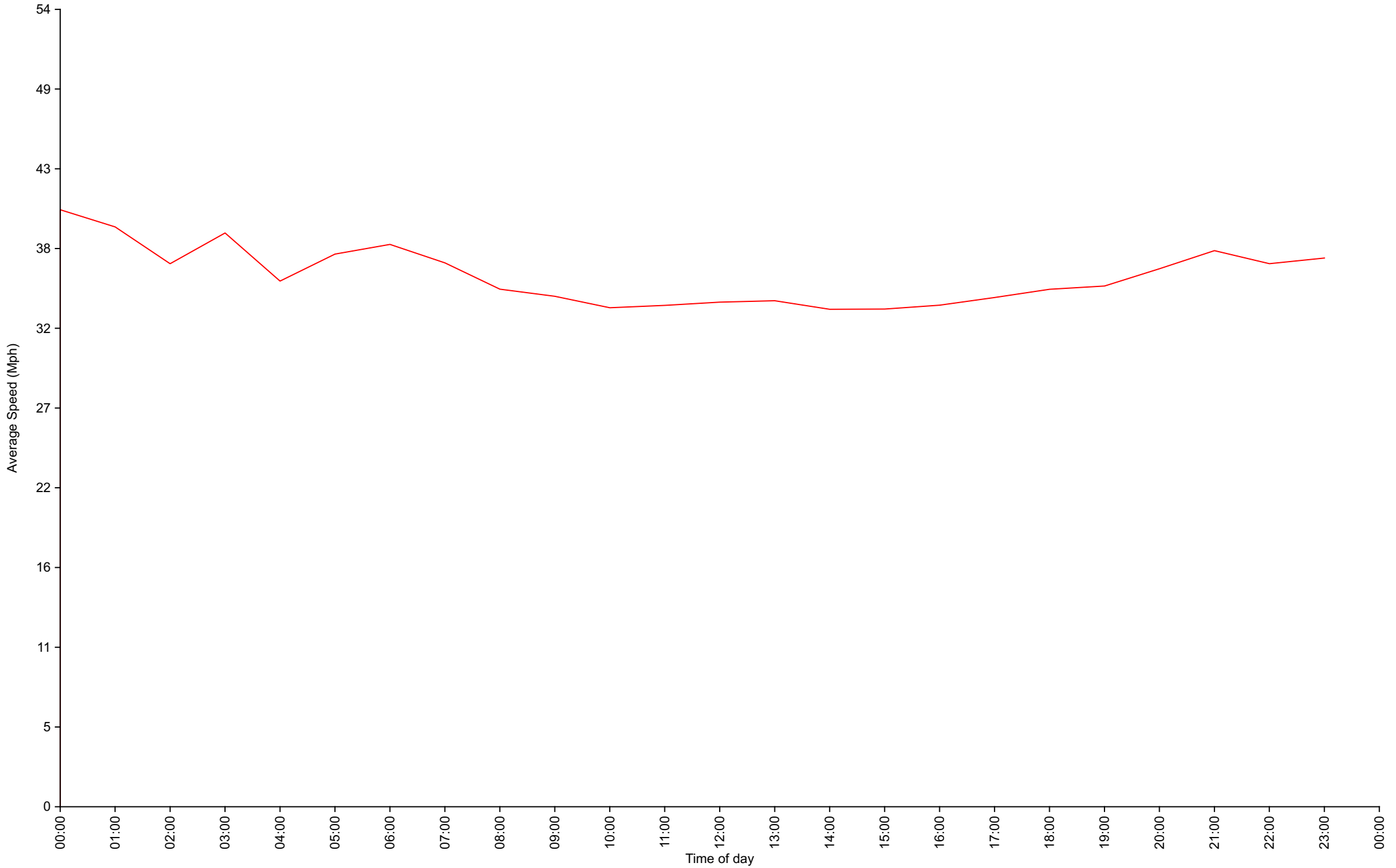
# Vehicle Counts By Speed Class

## Traffic Overview from Mon Mar 1 2021 to Wed Mar 31 2021



# Average Speed By Hour

Traffic Overview from Mon Mar 1 2021 to Wed Mar 31 2021  
(60 Minute Resolution)



# Cumulative Speed Distribution Curve

Traffic Overview from Mon Mar 1 2021 to Wed Mar 31 2021

