

# Traffic Report

## Traffic Overview from Tue Jun 1 2021 to Sun Jun 20 2021

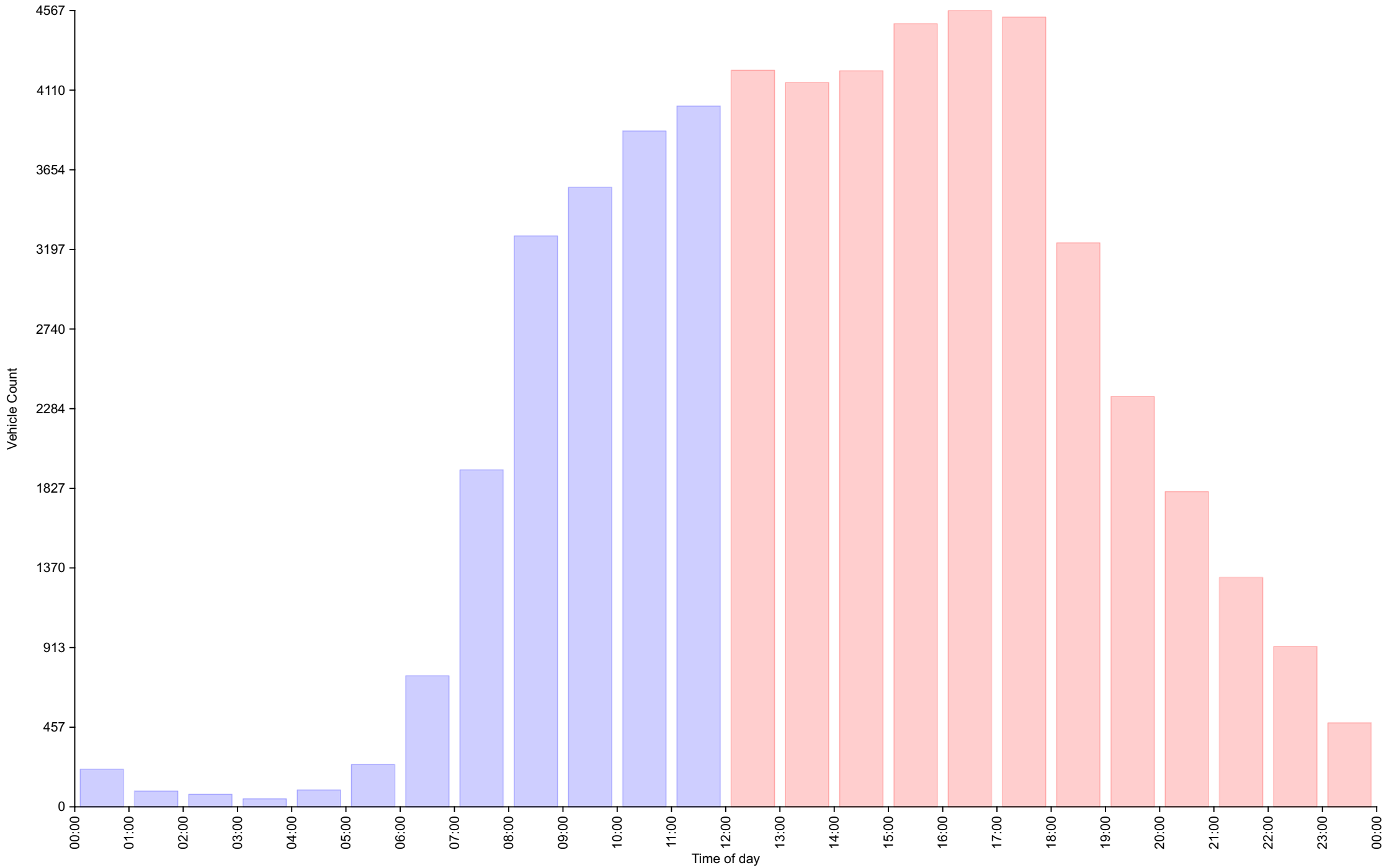
### Vehicle Speed Classes (Mph)

	<15	15 20	20 25	25 30	30 35	35 40	40 45	45 50	50 55	55 60	60 65	65 70	>70	Total	85th Percentile
00:00	0	1	5	23	61	51	42	14	12	4	<b>2</b>	0	<b>1</b>	216	44.3
01:00	0	0	0	6	20	22	19	14	6	3	1	0	0	91	47.1
02:00	0	0	1	9	16	14	15	8	5	3	1	0	0	72	47.7
03:00	0	0	2	7	5	12	9	3	4	4	0	0	0	46	<b>51.1</b>
04:00	0	0	1	18	25	22	20	3	6	2	0	0	0	97	42.3
05:00	0	0	3	19	43	68	57	37	13	3	0	0	0	243	45.8
06:00	3	3	5	63	173	141	177	132	<b>44</b>	9	2	0	0	752	46.1
07:00	2	3	29	355	535	490	325	<b>138</b>	44	<b>11</b>	1	0	0	1933	42.1
08:00	0	9	63	747	1085	823	<b>434</b>	100	11	2	1	0	0	3275	39.5
09:00	3	6	91	878	1315	828	339	86	8	0	0	0	0	3554	38.2
10:00	<b>6</b>	11	<b>125</b>	<b>1093</b>	1437	870	277	50	8	0	0	0	0	3877	37.2
11:00	3	<b>14</b>	118	1085	<b>1493</b>	<b>927</b>	329	46	5	0	0	0	0	<b>4020</b>	37.5
12:00	<b>7</b>	21	125	1200	1539	909	339	77	6	1	0	1	0	4225	37.6
13:00	3	13	113	1130	1542	963	326	57	8	0	0	0	0	4155	37.5
14:00	3	18	103	1174	1560	964	337	52	8	3	0	0	0	4222	37.4
15:00	2	7	<b>126</b>	<b>1317</b>	1604	1032	328	67	7	2	0	0	0	4492	37.3
16:00	5	19	119	1288	<b>1625</b>	1013	396	85	17	0	0	0	0	<b>4567</b>	37.6
17:00	5	15	116	1121	1561	<b>1186</b>	422	90	11	3	0	0	0	4530	38.0
18:00	2	<b>24</b>	70	641	1052	900	<b>423</b>	101	18	3	1	0	0	3235	39.5
19:00	2	6	27	410	699	711	369	<b>107</b>	16	6	1	0	0	2354	40.4
20:00	4	0	17	317	548	493	305	88	<b>27</b>	<b>7</b>	2	0	0	1808	41.1
21:00	0	1	14	195	421	388	201	73	17	2	2	<b>2</b>	0	1316	40.9
22:00	0	1	12	211	292	223	119	44	13	2	<b>3</b>	0	0	920	40.3
23:00	0	1	6	77	107	140	101	34	12	3	0	1	0	482	<b>42.7</b>
AM Total	17	47	443	4303	<b>6208</b>	4268	2043	631	166	41	8	0	1		
PM Total	33	126	848	9081	<b>12550</b>	8922	3666	875	160	32	9	4	0		
Total	50	173	1291	13384	<b>18758</b>	13190	5709	1506	326	73	17	4	1		
Percent	0.09%	0.32%	2.37%	24.57%	<b>34.43%</b>	24.21%	10.48%	2.76%	0.60%	0.13%	0.03%	0.01%	0.00%		

Total Vehicles : 54482  
 30th Percentile : 29.4 MPH  
 50th Percentile : 32.3 MPH  
 85th Percentile : 38.7 MPH  
 95th Percentile : 42.7 MPH  
 Average Speed : 33.4 MPH  
 Highest Speed : 74.2 MPH

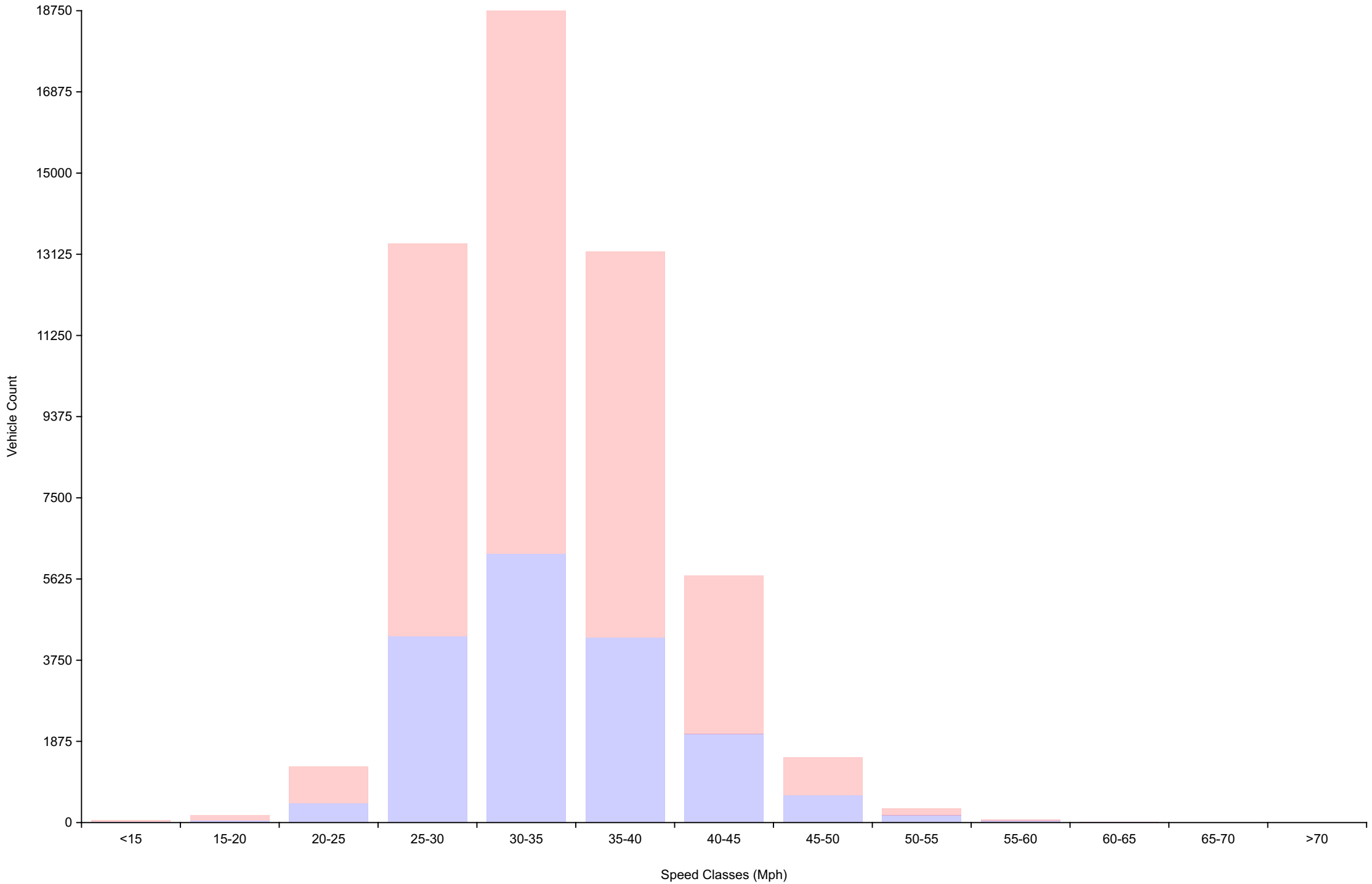
# Vehicle Counts By Hour

Traffic Overview from Tue Jun 1 2021 to Sun Jun 20 2021  
(60 Minute Resolution)



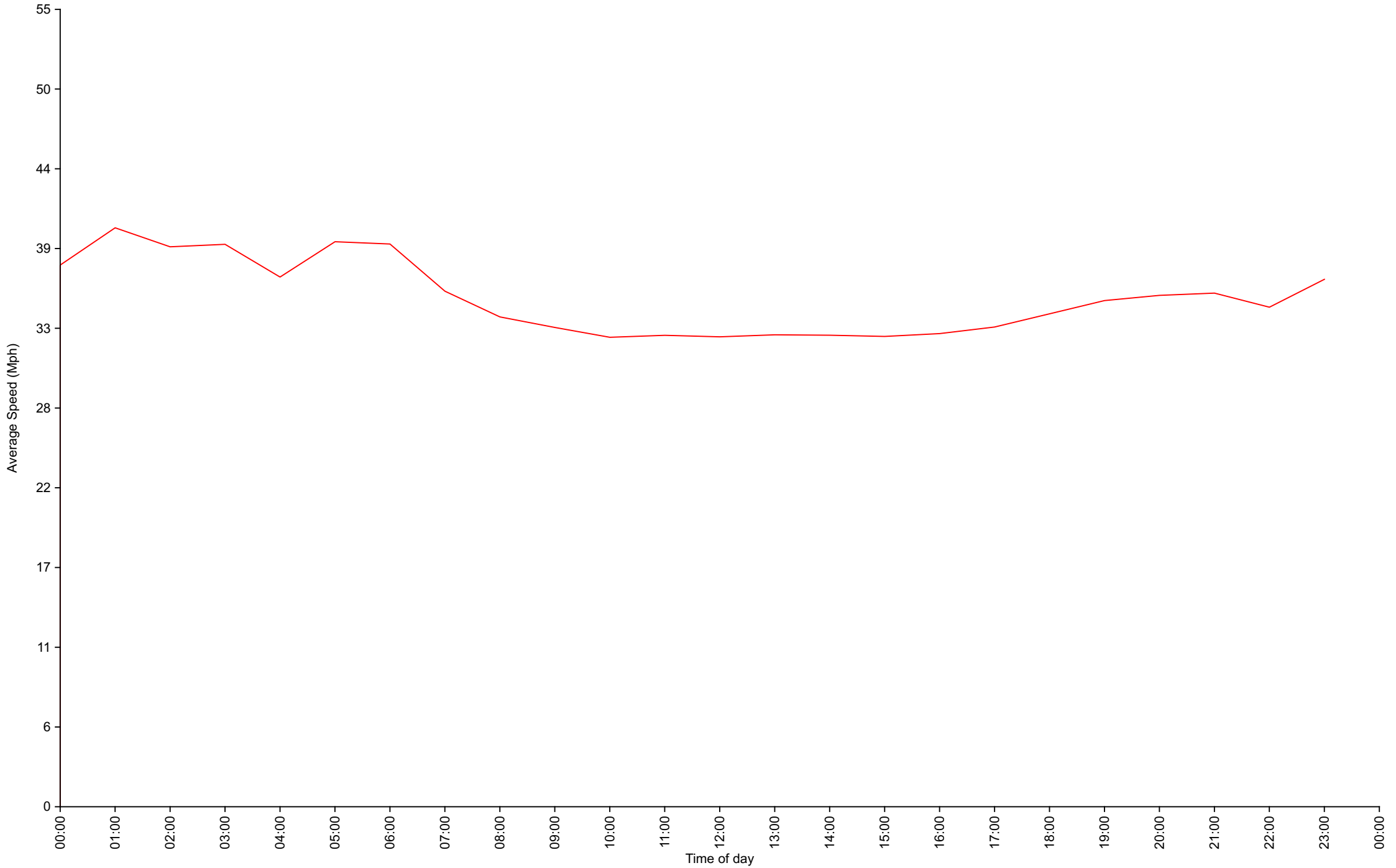
# Vehicle Counts By Speed Class

## Traffic Overview from Tue Jun 1 2021 to Sun Jun 20 2021



# Average Speed By Hour

Traffic Overview from Tue Jun 1 2021 to Sun Jun 20 2021  
(60 Minute Resolution)



# Cumulative Speed Distribution Curve

Traffic Overview from Tue Jun 1 2021 to Sun Jun 20 2021

