

# Traffic Report

## Traffic Overview from Thu Apr 1 2021 to Fri Apr 16 2021

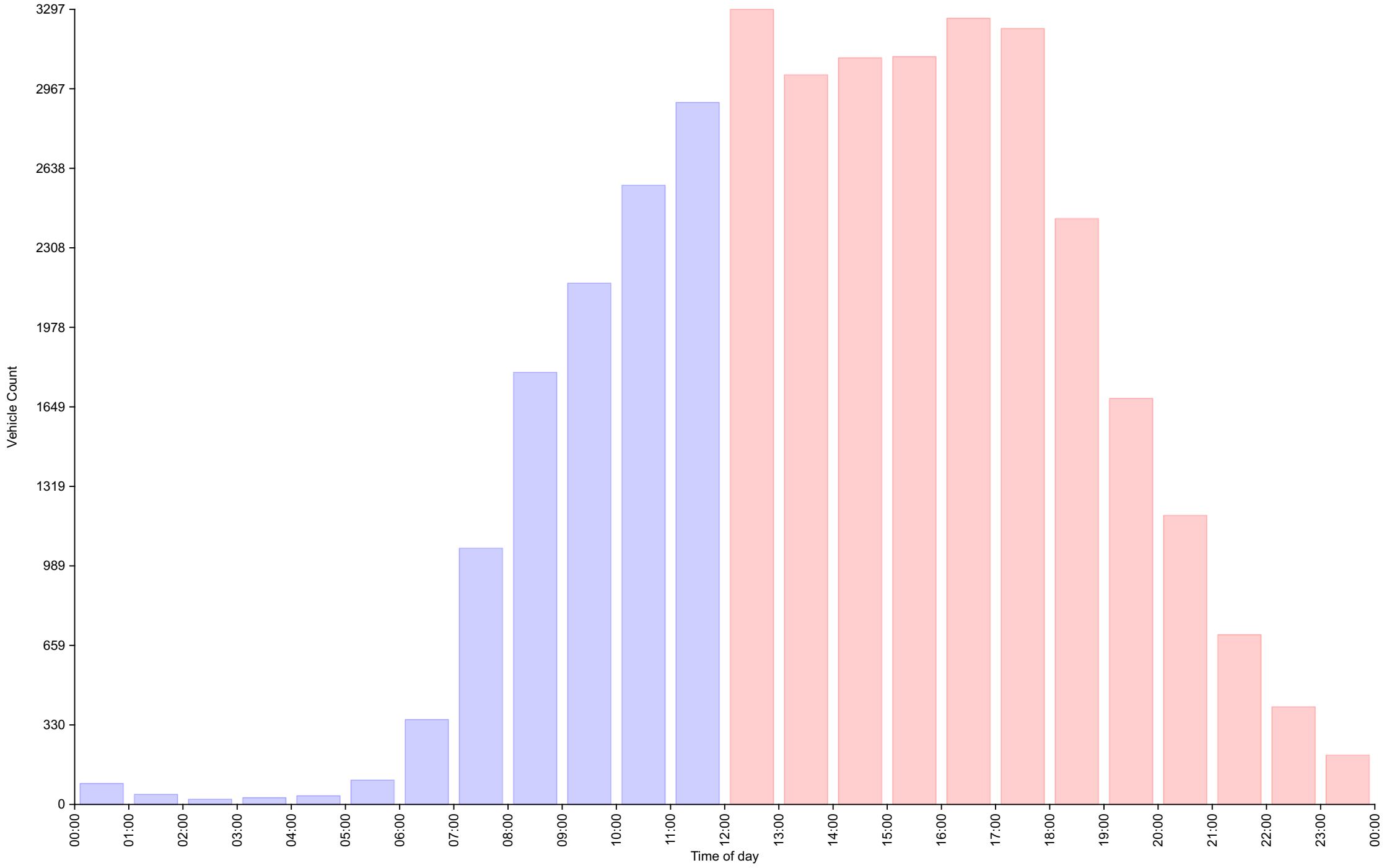
### Vehicle Speed Classes (Mph)

	<15	15 20	20 25	25 30	30 35	35 40	40 45	45 50	50 55	55 60	60 65	65 70	>70	Total	85th Percentile
00:00	0	0	0	3	20	26	23	9	3	2	1	0	0	87	44.5
01:00	0	0	2	5	11	9	8	4	3	0	0	0	0	42	45.4
02:00	0	0	0	3	7	5	7	0	0	0	0	0	0	22	41.4
03:00	0	0	0	3	6	9	9	0	0	1	0	0	0	28	40.7
04:00	0	0	0	4	11	7	8	4	1	1	0	0	0	36	44.2
05:00	0	0	4	9	27	17	32	12	0	0	0	0	0	101	43.0
06:00	0	0	5	22	69	86	91	55	18	4	<b>2</b>	0	0	352	<b>45.5</b>
07:00	1	0	12	107	228	275	288	112	<b>30</b>	<b>8</b>	2	0	0	1063	43.8
08:00	0	3	27	277	541	486	<b>321</b>	<b>117</b>	19	1	0	0	0	1792	41.1
09:00	<b>2</b>	6	28	390	700	631	313	85	7	0	0	0	0	2162	39.9
10:00	1	<b>8</b>	50	508	840	784	306	63	6	1	1	0	0	2568	38.9
11:00	2	4	<b>66</b>	<b>596</b>	<b>976</b>	<b>878</b>	319	65	3	2	0	0	0	<b>2911</b>	38.6
12:00	<b>3</b>	2	57	<b>751</b>	<b>1109</b>	898	380	89	7	1	0	0	0	<b>3297</b>	38.8
13:00	0	5	<b>63</b>	650	1021	823	370	84	9	1	0	0	0	3026	39.1
14:00	1	<b>11</b>	62	664	1060	837	354	86	17	4	0	0	0	3096	39.0
15:00	1	10	50	734	1002	860	364	69	8	2	<b>1</b>	0	0	3101	38.9
16:00	1	3	49	694	1046	<b>974</b>	399	80	13	1	0	0	0	3260	39.0
17:00	1	4	53	649	1017	927	<b>461</b>	88	17	1	0	0	0	3218	39.6
18:00	1	0	37	397	683	740	423	<b>122</b>	<b>23</b>	4	0	0	0	2430	41.0
19:00	2	1	25	262	462	481	315	115	20	1	0	0	0	1684	41.4
20:00	0	0	13	181	310	388	212	75	10	<b>9</b>	1	0	0	1199	41.3
21:00	0	0	9	97	188	201	124	62	21	2	0	0	0	704	42.7
22:00	0	0	5	52	93	116	82	37	18	2	0	0	0	405	43.7
23:00	0	0	0	30	48	54	46	15	9	2	1	0	0	205	<b>43.2</b>
AM Total	6	21	194	1927	<b>3436</b>	3213	1725	526	90	20	6	0	0		
PM Total	10	36	423	5161	<b>8039</b>	7299	3530	922	172	30	3	0	0		
Total	16	57	617	7088	<b>11475</b>	10512	5255	1448	262	50	9	0	0		
Percent	0.04%	0.15%	1.68%	19.27%	<b>31.19%</b>	28.57%	14.28%	3.94%	0.71%	0.14%	0.02%	0.00%	0.00%		

Total Vehicles : 36789  
 30th Percentile : 30.5 MPH  
 50th Percentile : 33.7 MPH  
 85th Percentile : 40.0 MPH  
 95th Percentile : 43.9 MPH  
 Average Speed : 34.5 MPH  
 Highest Speed : 64.0 MPH

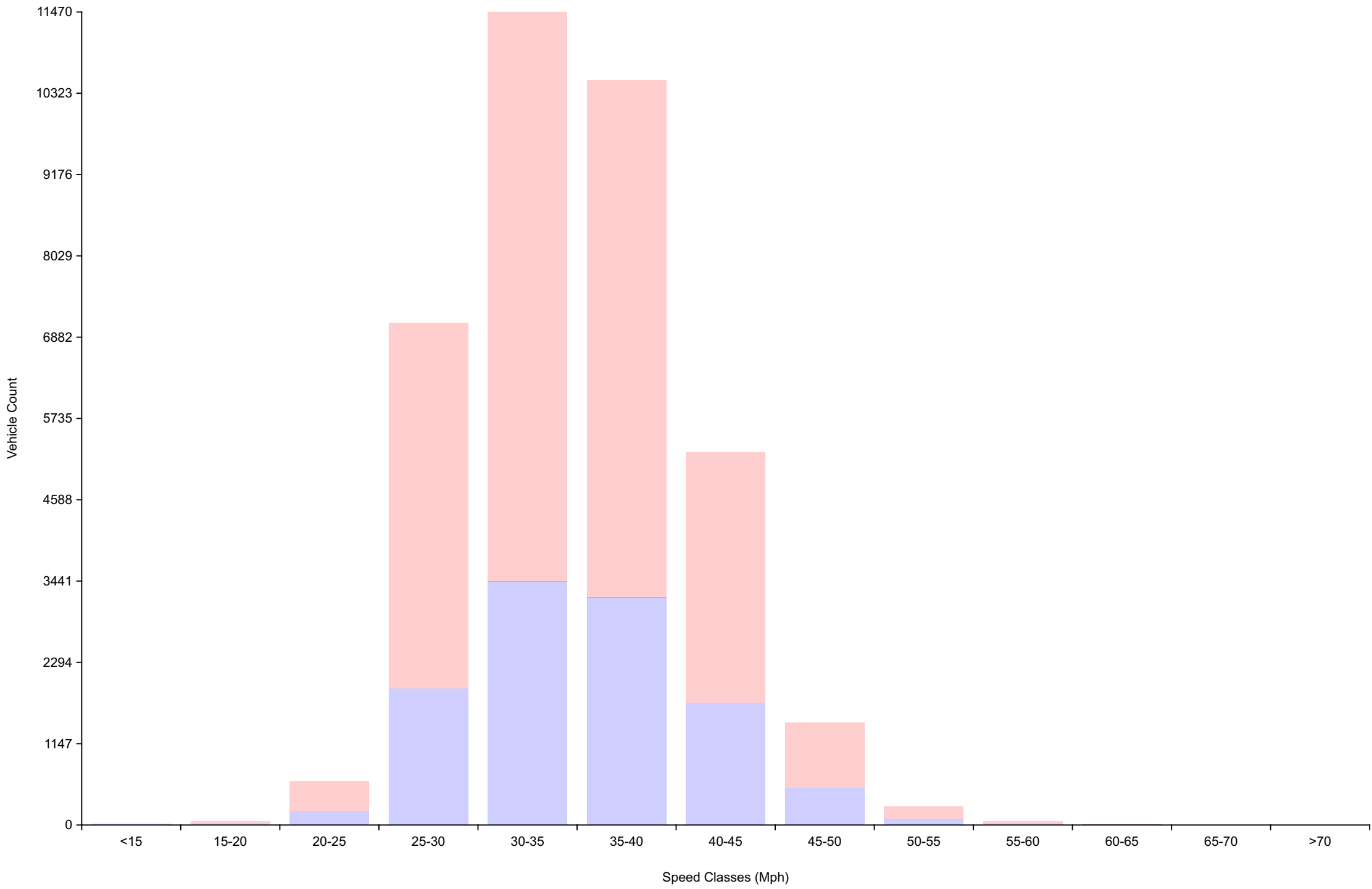
# Vehicle Counts By Hour

Traffic Overview from Thu Apr 1 2021 to Fri Apr 16 2021  
(60 Minute Resolution)



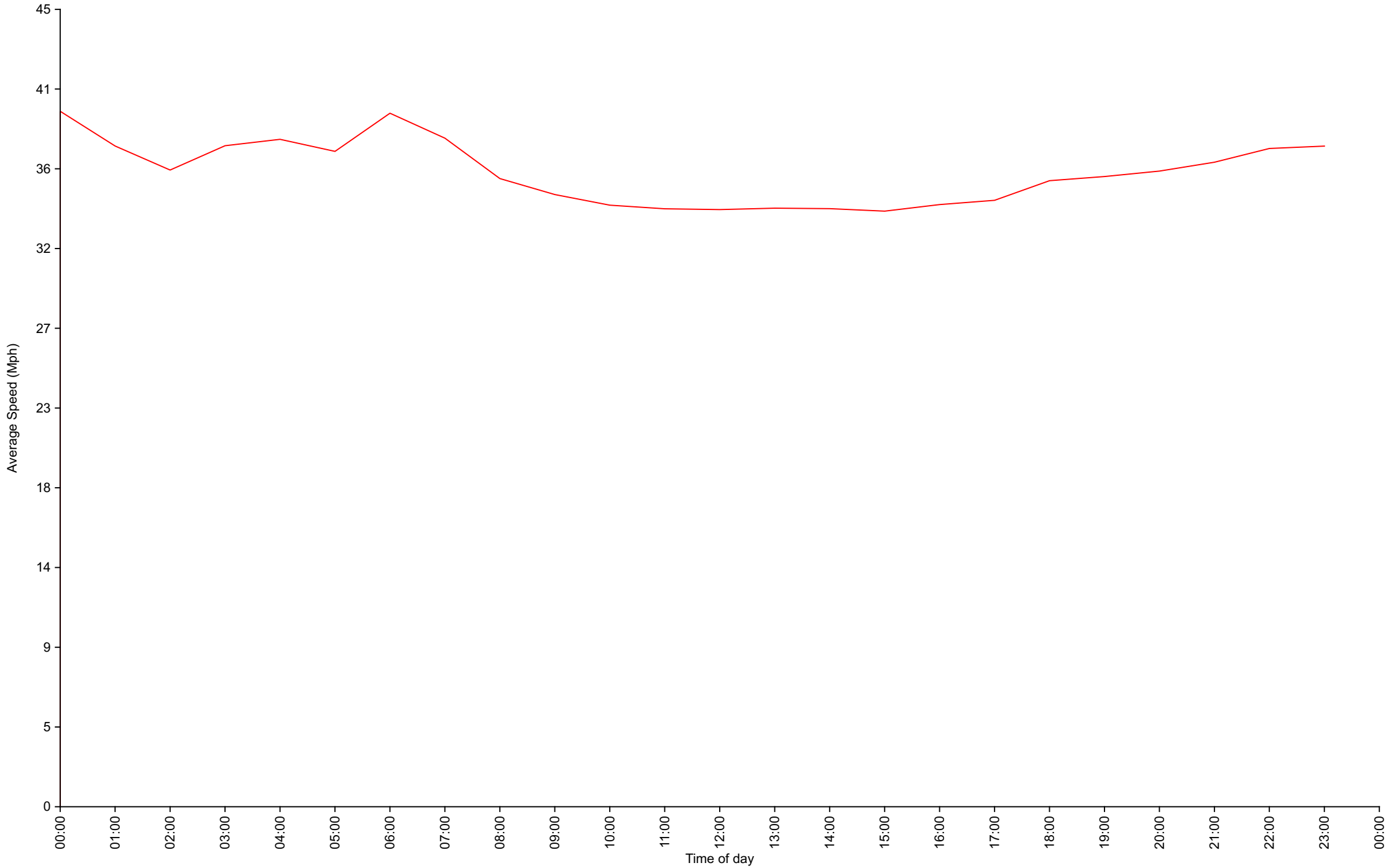
# Vehicle Counts By Speed Class

Traffic Overview from Thu Apr 1 2021 to Fri Apr 16 2021



# Average Speed By Hour

Traffic Overview from Thu Apr 1 2021 to Fri Apr 16 2021  
(60 Minute Resolution)



# Cumulative Speed Distribution Curve

Traffic Overview from Thu Apr 1 2021 to Fri Apr 16 2021

