

# Traffic Report

## Traffic Overview from Fri Apr 9 2021 to Sun May 9 2021

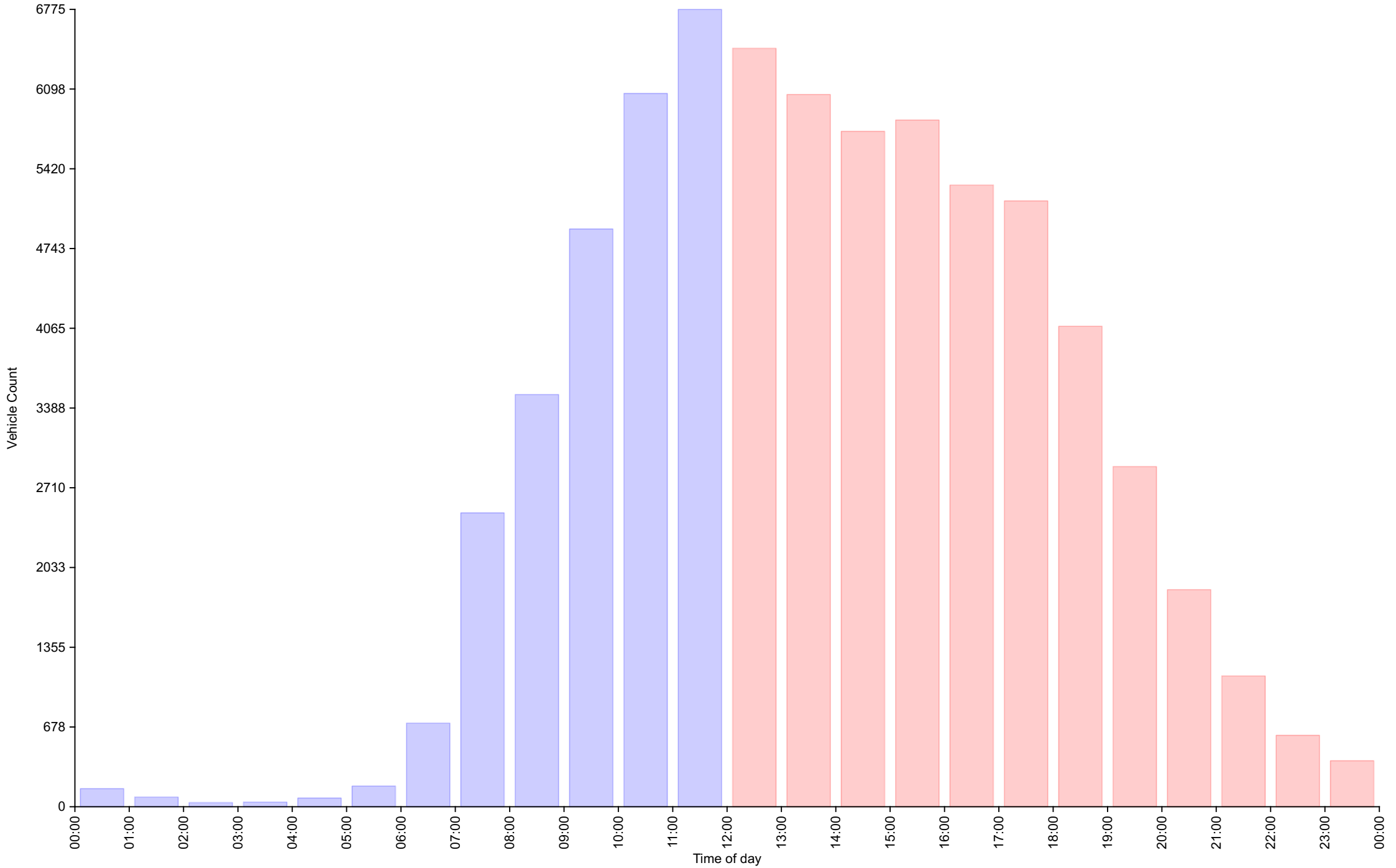
### Vehicle Speed Classes (Mph)

	<15	15 20	20 25	25 30	30 35	35 40	40 45	45 50	50 55	55 60	60 65	65 70	>70	Total	85th Percentile
00:00	0	0	4	30	40	36	24	12	6	<b>1</b>	<b>1</b>	0	0	154	43.4
01:00	1	1	2	6	17	23	23	8	1	1	0	0	0	83	43.5
02:00	1	1	0	6	13	4	4	3	1	1	0	<b>2</b>	0	36	<b>46.2</b>
03:00	0	2	3	7	5	11	5	6	0	1	0	0	0	40	45.0
04:00	0	0	0	13	23	13	14	9	2	0	0	0	0	74	44.0
05:00	0	0	6	44	30	45	40	8	3	0	0	0	0	176	41.7
06:00	0	6	37	154	149	167	142	43	12	1	0	0	0	711	41.3
07:00	14	21	78	522	730	699	347	<b>70</b>	<b>16</b>	0	0	0	0	2497	39.5
08:00	10	26	171	813	1083	952	<b>380</b>	61	6	1	0	0	0	3503	38.4
09:00	8	32	255	1426	1698	1144	299	43	3	0	1	0	0	4909	37.0
10:00	<b>29</b>	<b>50</b>	332	1986	2237	<b>1163</b>	237	25	2	0	0	0	0	6061	35.6
11:00	21	45	<b>361</b>	<b>2337</b>	<b>2620</b>	1146	226	15	4	0	0	0	0	<b>6775</b>	35.2
12:00	<b>23</b>	<b>76</b>	<b>308</b>	<b>2145</b>	<b>2382</b>	1202	270	35	3	1	0	0	0	<b>6445</b>	35.6
13:00	14	46	302	1892	2228	1237	298	29	4	2	0	0	0	6052	36.0
14:00	14	44	299	1827	2090	1150	288	24	3	0	0	0	0	5739	35.9
15:00	11	35	247	1739	2191	1251	320	39	2	0	0	0	0	5835	36.3
16:00	11	27	217	1515	1861	1237	354	50	11	0	0	0	0	5283	37.2
17:00	10	31	201	1352	1742	<b>1271</b>	<b>461</b>	68	10	2	0	0	0	5148	37.8
18:00	6	20	154	1066	1299	985	441	<b>92</b>	<b>18</b>	2	0	0	0	4083	38.6
19:00	1	9	94	676	882	794	350	68	12	4	0	0	<b>1</b>	2891	39.0
20:00	0	7	65	424	571	498	222	46	7	3	1	0	1	1845	39.0
21:00	0	3	43	246	352	284	130	36	11	<b>5</b>	1	0	1	1112	39.4
22:00	0	1	23	109	146	169	103	35	13	5	<b>3</b>	0	0	607	41.7
23:00	0	2	6	65	120	106	66	15	7	3	1	0	0	391	<b>41.0</b>
AM Total	84	184	1249	7344	<b>8645</b>	5403	1741	303	56	6	2	2	0		
PM Total	90	301	1959	13056	<b>15864</b>	10184	3303	537	101	27	6	0	3		
Total	174	485	3208	20400	<b>24509</b>	15587	5044	840	157	33	8	2	3		
Percent	0.25%	0.69%	4.55%	28.96%	<b>34.79%</b>	22.12%	7.16%	1.19%	0.22%	0.05%	0.01%	0.00%	0.00%		

Total Vehicles : 70450  
 30th Percentile : 28.5 MPH  
 50th Percentile : 31.1 MPH  
 85th Percentile : 37.2 MPH  
 95th Percentile : 40.6 MPH  
 Average Speed : 32.1 MPH  
 Highest Speed : 76.2 MPH

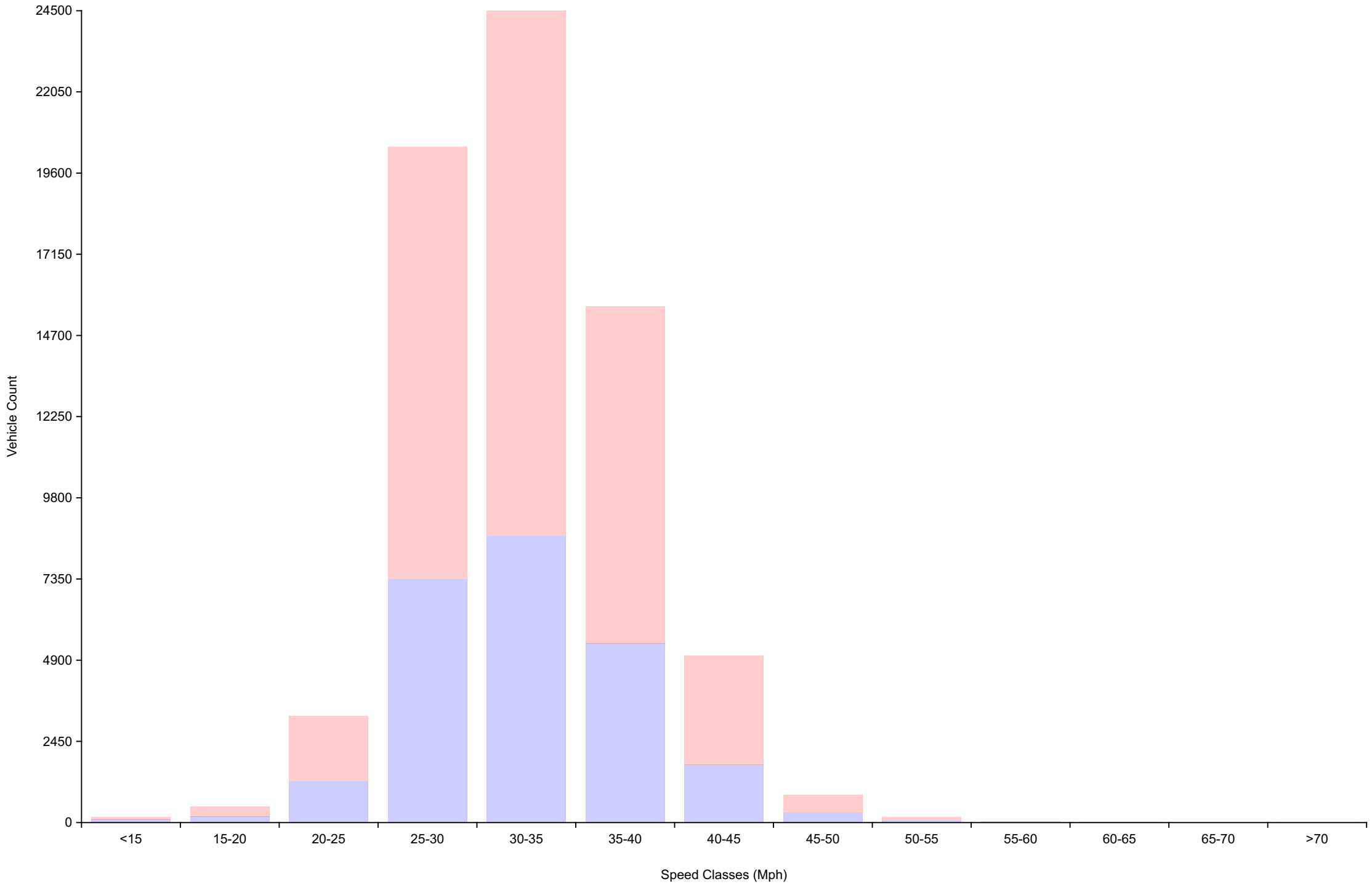
# Vehicle Counts By Hour

Traffic Overview from Fri Apr 9 2021 to Sun May 9 2021  
(60 Minute Resolution)



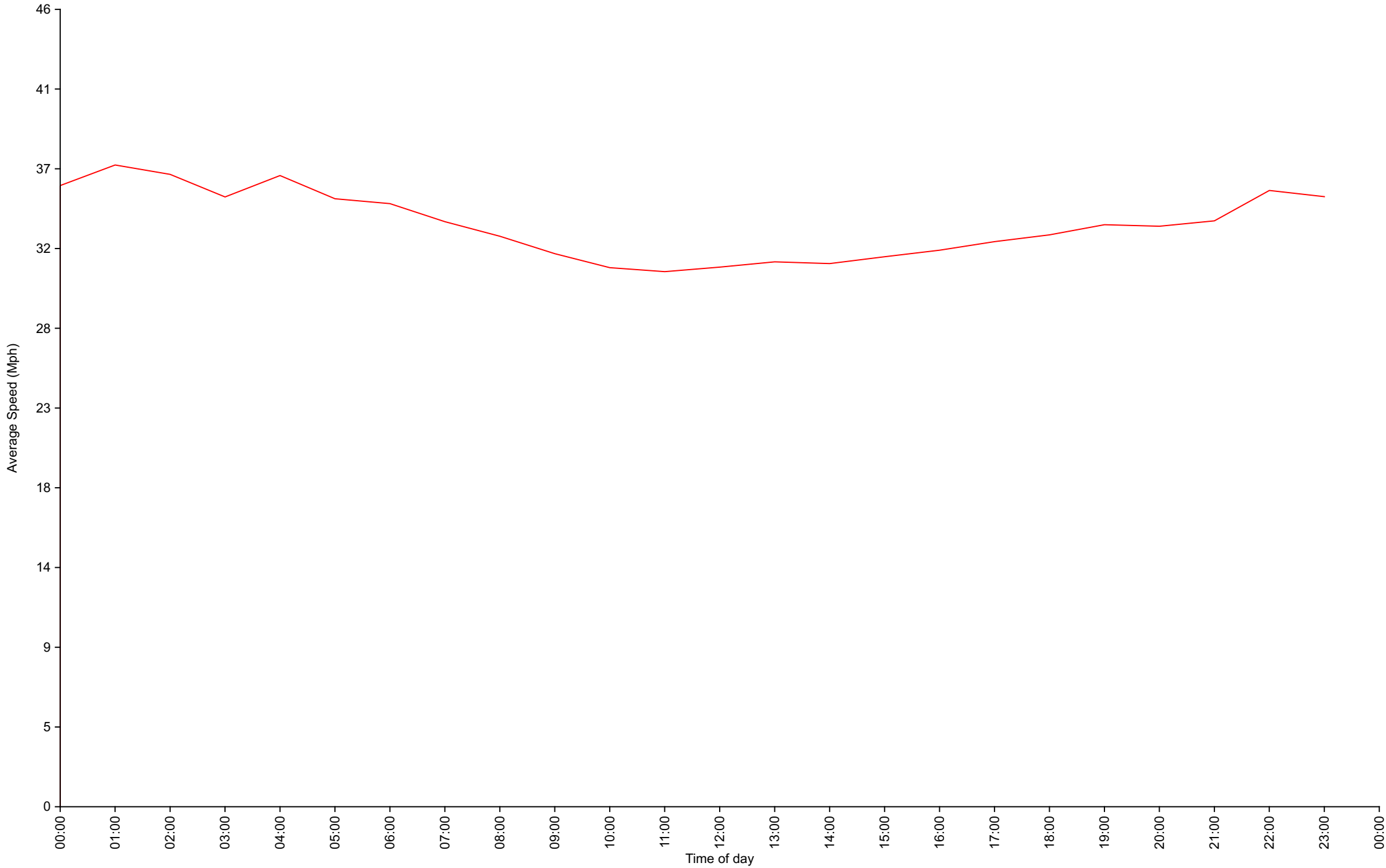
# Vehicle Counts By Speed Class

Traffic Overview from Fri Apr 9 2021 to Sun May 9 2021



# Average Speed By Hour

Traffic Overview from Fri Apr 9 2021 to Sun May 9 2021  
(60 Minute Resolution)



# Cumulative Speed Distribution Curve

Traffic Overview from Fri Apr 9 2021 to Sun May 9 2021

